




1


Use an empty sketchbook or the printout below to start your nature journal.



Add the date and the place where the drawing and observations are being made.


2

Look closely around you and draw what you see. Pay attention to colours, shapes, sounds and textures. Use your senses to explore.



3


Label the drawings.



Use the names of species and label parts of plants and animals when you can.

4

Use our questions below as prompts to explore the natural world.



Write down any other questions you have and look up the answers together later.

5

Repeat weekly or monthly to see how the seasons change over time.



Other ideas: leaf and tree rubbings, nature stamp art, photos, poems.

Kids and educators can also become citizen scientists through ClimateWatch:

climatewatch.org.au

earthwatch
AUSTRALIA



Name:

Date:

Today's weather:



Sit and watch for a while.

What do you see?

Is there a bird nest?

Are the leaves changing colour?

Are there flowers blooming?

Are there insects flying?



Location:

Pick a plant or animal to observe

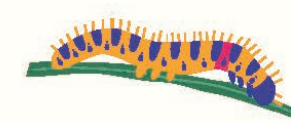
Where does it live?

What shapes does it make?

What colours does it have and where?

How does it move?

How does it sound?



earthwatch
AUSTRALIA